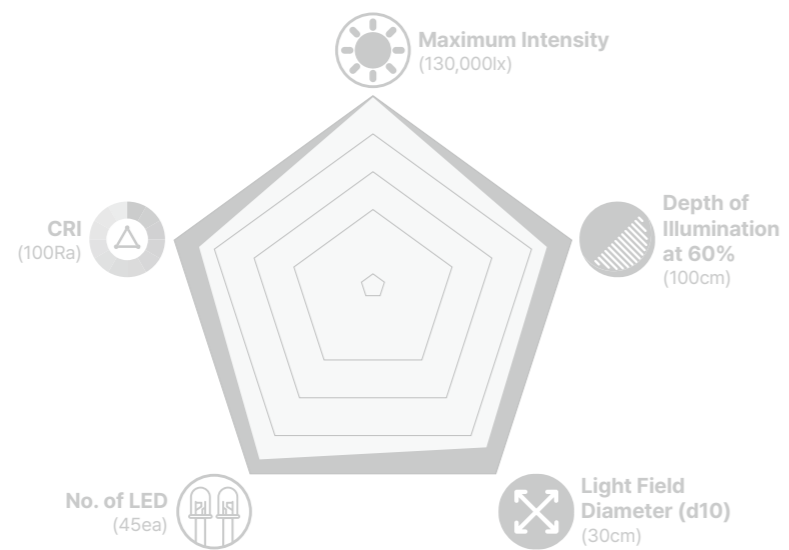




Feature



Efficacy and Safety



Consistent Lighting



Eyes Protection

Compatible
Quick
Convenient



Feature

- Illumination Intensity**
3 Step adjustment (Max. 130,000lx)
- Color Rendering Index**
Ra 96/R9 95
- Light Field Diameter**
3 Step adjustment (15-25cm)
- Color Temperature**
3,800K/4,300K/4,800K
- 3 Different Modes**
Surgical mode (130,000lx)
Examine mode (60,000lx)
Dental mode (30,000lx)


ARM Touch Control (5" LCD)

- Light (1 or 2) Control**
- Light 1/Light 2 select
 - Light ON/OFF
 - Light field diameter, Intensity, Color temperature
- Sync Mode**
- Light (1 and 2) sync

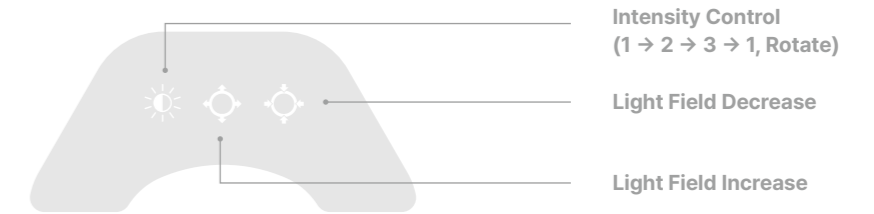


Synchronized Control


A synchronization system provides convenience and efficiency by allowing two lights to be controlled simultaneously



Handle Touch Control (Quick & Easy)







Optional Features



Tablet PC Controller Remote Controller Full-HD Camera Battery

Technical Specification

Model		S300	S250
Design (light head)			
Head Size (cm)		52.1×46.9	37.2×38
No. of LED (ea)		42	34
Central Illumination Ec (lx)		130,000	110,000
Electronic Adjustment Range (%)		40-100	40-100
Endo Mode (Illumination, lx)		-	5,000 - 15,000 (3 level)
Color Temperature (K)		3,800/4,300/4,800	3,800/4,300/4,800
Color Rendering Index (Ra/R9/R13)		96/95/99	97/97/99
Light Field Diameter (d10, cm)		15-25	15-25
Light Field Diameter (d50, cm)		9-15	9-15
Shadow Dilution (%)	With Tube	100	100
	With 1 mask/With 1 mask+tube	-	-
	With 2 mask/With 2 mask+tube	50/50	50/50
Depth of Illumination at 60% (cm)		75	80
Illumination Energy (W/m ²)		454	376
Power Consumption (VA)		61	61
Life Span (Hr)		60,000	60,000
Detachable Centre Grip		Yes(2X)	Yes(2X)
Certificate		CE/UL/FDA	CE/UL/FDA
Installation Type		Single Ceiling Dual Ceiling Mobile Wall	Single Ceiling Dual Ceiling Mobile Wall
Option		Tablet PC(App) Backup Battery Remote Controller	Backup Battery Remote Controller

Model		S200	E100
Design (light head)			
Head Size (cm)		35×34×11	25×24.6×6.6
No. of LED (ea)		18	8
Central Illumination Ec (lx)		100,000	60,000 (50cm)
Electronic Adjustment Range (%)		5-100	50-100
Endo Mode (Illumination, lx)		-	-
Color Temperature (K)		3,800/4,300/4,800	3,500/4,000/4,500
Color Rendering Index (Ra/R9/R13)		90/80/95	95/90/97
Light Field Diameter (d10, cm)		18/30	17
Light Field Diameter (d50, cm)		9.5/16.5	9.5
Depth of Illumination at 60% (cm)		100	-
Illumination Energy (W/m ²)		-	-
Power Consumption (VA)		48/48	-
Life Span (Hr)		78	-
Illumination Energy (W/m ²)		331	217
Power Consumption (VA)		45-67	28-46
Life Span (Hr)		60,000	60,000
Detachable Centre Grip		Yes(2X)	-
Certificate		CE/UL/FDA	CE/UL/FDA
Installation Type		Single Ceiling Dual Ceiling Mobile Wall	Single Ceiling Mobile Wall Clamp
Option		-	-